Concacaf NATIONS LEAGUE

Bermuda VS Saint Lucia

Concacaf Nations League



1 - 2



Opta by STATS PERFORM

POST MATCH REPORT

Concacaf Nations League

Match Stats

Concacaf NATIONS LEAGUE

Bermuda  **1 – 2**  **Saint Lucia**

(0) . (1)

Ne-Jai Tucker (48') ⚽ **GOALS** ⚽ **Shevon Byron** (6')

⚽ **Shevon Byron** (54')

AVG. NATIONS LEAGUE	Bermuda		Saint Lucia	AVG. NATIONS LEAGUE
11.0	5	SHOTS	16	12.6
4.4	2	SHOTS ON TARGET	7	4.4
40.0%	40.0%	SHOT ACCURACY	43.8%	34.9%
1.22	0.17	EXPECTED GOALS (xG)	2.25	1.79
46.3%	36.6%	POSSESSION	63.4%	49.2%
346.8	229	PASSES	378	336.8
83.1%	68.6%	PASSING ACCURACY	82.8%	79.1%
4.6	1	OPEN PLAY CROSSES	16	9.6
1.0	1	SUCCESSFUL OPEN PLAY CROSSES	4	1.8
4.2	3	CORNER KICKS	9	4.8
1.2	1	OFFSIDES	0	1.6
11.8	17	FOULS	16	16.8
2.6	4	YELLOW CARDS	2	2.2
Total: 2	0	RED CARDS	0	Total: 0

Opta

Concacaf Nations League

Lineups

Concacaf NATIONS LEAGUE

Bermuda 1 – 2 **Saint Lucia**

Referee
Ricangel de Leça



1	Milai Perott	
2	Caleb McDowall	
3	Julian Carpenter	●
6	Nayan Grant	
7	Malachai Belboda	●
10	Elisha Darrell	
13	Enoch Joseph	
14	Hayden Dill	●
19	Ben Osset	●
20	Riley Robinson	●
22	Jakeem Jennings	
23	Coleridge Fubler	

Coach John Nusum

6	Mervin St. Romain	●
8	Djal Augustin	
12	Yanic Noel	
13	Bayan Aman	
14	Saviola Elva	
15	Obafemi Poyotte	
16	Devone St. Prix	
17	Riquelme Lionel	
20	Doneal Lionel	
21	Gregson President	
22	Ajani Louis	●
23	Darren Donaie	

Coach Rajesh Latchoo

Opta

Concacaf Nations League

Top 5 Players

Bermuda - TOP 5 PLAYERS

TOUCHES		SHOTS		CHANCES CREATED	
Logan Jiménez	46	Ben Osset	2	Riley Robinson	1
Jahquil Hill	44	Djair Parfitt-Williams	1	Logan Jiménez	1
La Zai Outerbridge	42	Willie Clemons	1	Djair Parfitt-Williams	0
Ne-Jai Tucker	37	Ne-Jai Tucker	1	Jahquil Hill	0
Jorj Dublin	34	Jahquil Hill	0	Willie Clemons	0

SUCCESSFUL PASSES		FOULS COMMITED		FOULS WON	
La Zai Outerbridge	28	Logan Jiménez	6	Willie Clemons	3
Djair Parfitt-Williams	14	La Zai Outerbridge	3	Logan Jiménez	3
Ne-Jai Tucker	14	Hayden Dill	2	Hayden Dill	2
Jorj Dublin	14	Enrique Russell	2	Enrique Russell	2
Willie Clemons	12	Djair Parfitt-Williams	1	Jorj Dublin	2

Saint Lucia - TOP 5 PLAYERS

TOUCHES		SHOTS		CHANCES CREATED	
Kurt Frederick	85	Kegan Caull	5	Kurt Frederick	2
Terell Thomas	69	Shevon Byron	4	Reeco Hackett	2
Shaquan Nelson	68	Shaquan Nelson	2	Kegan Caull	2
Chris Forino	55	Kurt Frederick	1	Shaquan Nelson	2
Arkell Jude-Boyd	53	Janoi Donacien	1	Terell Thomas	1

SUCCESSFUL PASSES		FOULS COMMITED		FOULS WON	
Terell Thomas	54	Reeco Hackett	3	Shevon Byron	7
Kurt Frederick	53	Donavan Phillip	3	Janoi Donacien	2
Chris Forino	41	Kurt Frederick	2	Vino Barclett	2
Shaquan Nelson	36	Arkell Jude-Boyd	2	Shaquan Nelson	2
Janoi Donacien	29	Shevon Byron	2	Reeco Hackett	1

Concacaf Nations League

Expected Goals (xG)

Goals | On Target | Blocked & Off Target

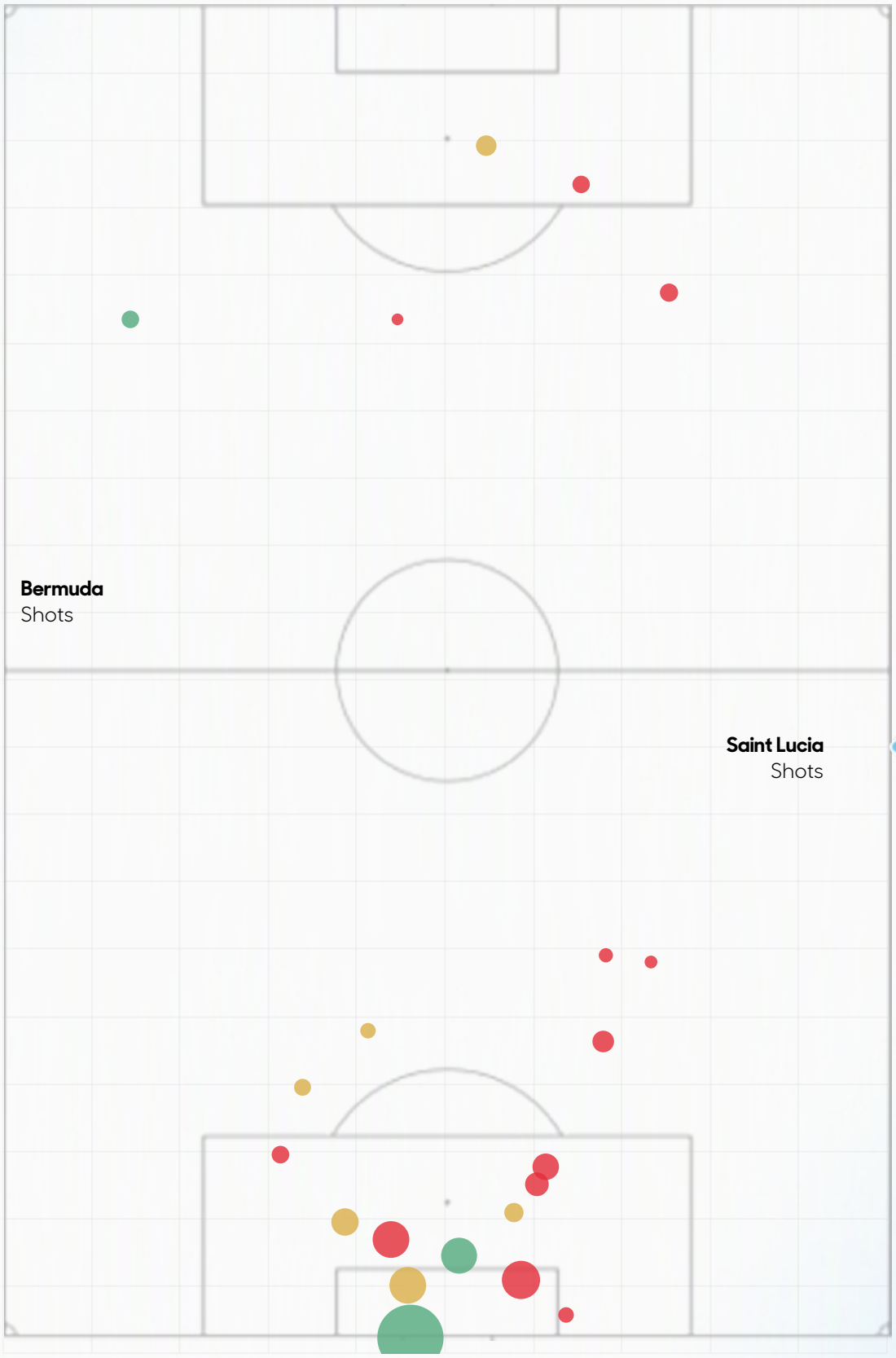

Bermuda
Shots

1
0.17 xG
5 shots

Saint Lucia
Shots

2
2.25 xG
16 shots

*Own goals are not included

Low Probability ooooo High Probability

Opta

Concacaf Nations League

Expected Goals Race (xG)

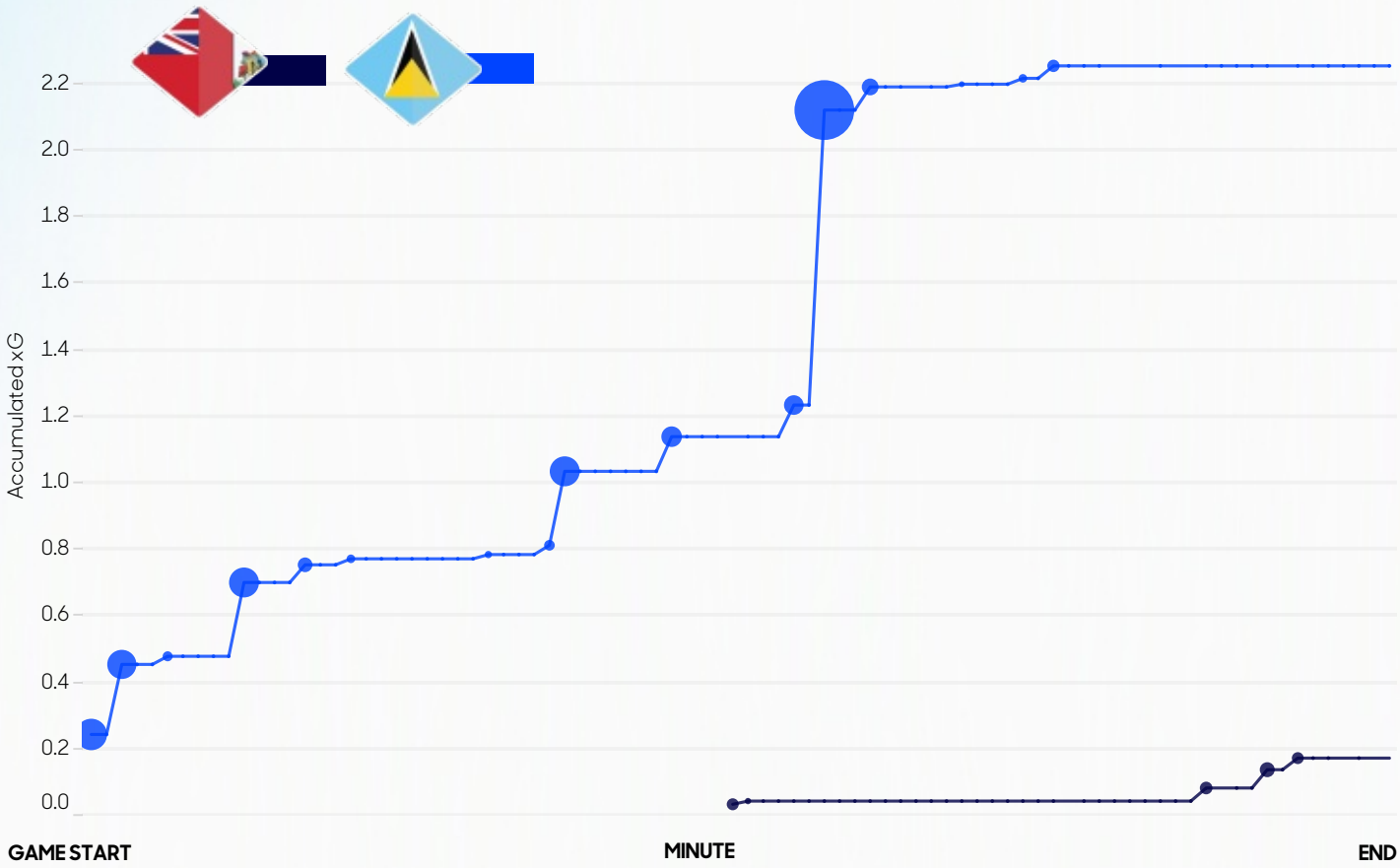

xG per Shot

min	player	result		Expected Goal (xG)
53	Shevon Byron	Saint Lucia	Goal	0.89
3	Donavan Phillip	Saint Lucia	Off Target / Block	0.25
36	Shevon Byron	Saint Lucia	On Target	0.22
13	Kegan Caull	Saint Lucia	Off Target / Block	0.22
5	Shevon Byron	Saint Lucia	Goal	0.21
43	Shaquan Nelson	Saint Lucia	On Target	0.10
51	Kegan Caull	Saint Lucia	Off Target / Block	0.10
56	Kegan Caull	Saint Lucia	Off Target / Block	0.07
86	Ben Osset	Bermuda	On Target	0.06
18	Reeco Hackett	Saint Lucia	Off Target / Block	0.05

*Own goals are not included

Concacaf Nations League

Average Positions with the ball

Bermuda vs. Saint Lucia
11/13/2026

Touches (minutes played)

12	Jahquil Hill	**44** (90´)
15	Logan Jiménez	**46** (90´)
16	Jorj Dublin	**34** (90´)
17	Harry Twite	**19** (67´)
18	Luke Robinson	**31** (90´)
4	La Zai Outerbridge	**42** (90´)
5	Ne-Jai Tucker	**37** (84´)
8	Willie Clemons	**23** (45´)
9	Enrique Russell	**12** (58´)
11	Djair Parfitt-Williams	**32** (90´)
21	Blayz Borgesson	**21** (58´)
3	Julian Carpenter	**8** (23´)
7	Malachai Belboda	**6** (6´)
14	Hayden Dill	**20** (32´)
19	Ben Osset	**12** (32´)
20	Riley Robinson	**18** (45´)

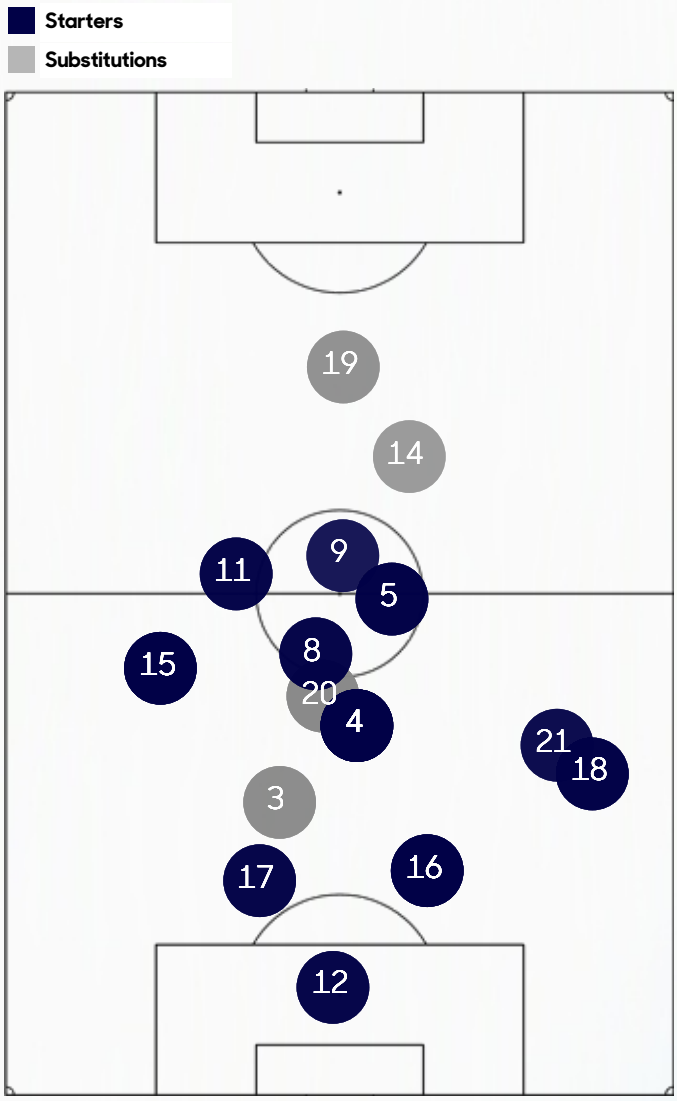

Top 5 - **Touches in the Opponent Box**

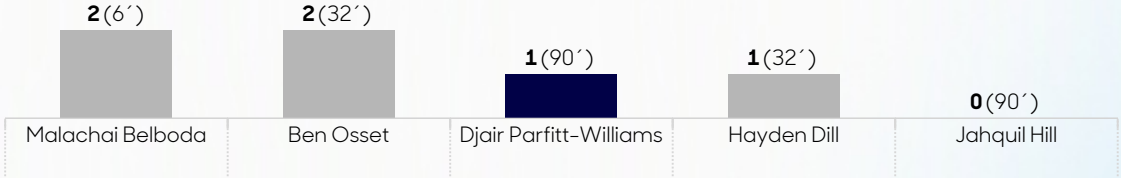

Opta

Concacaf Nations League

Pass Matrix

Bermuda vs. Saint Lucia
11/13/2026

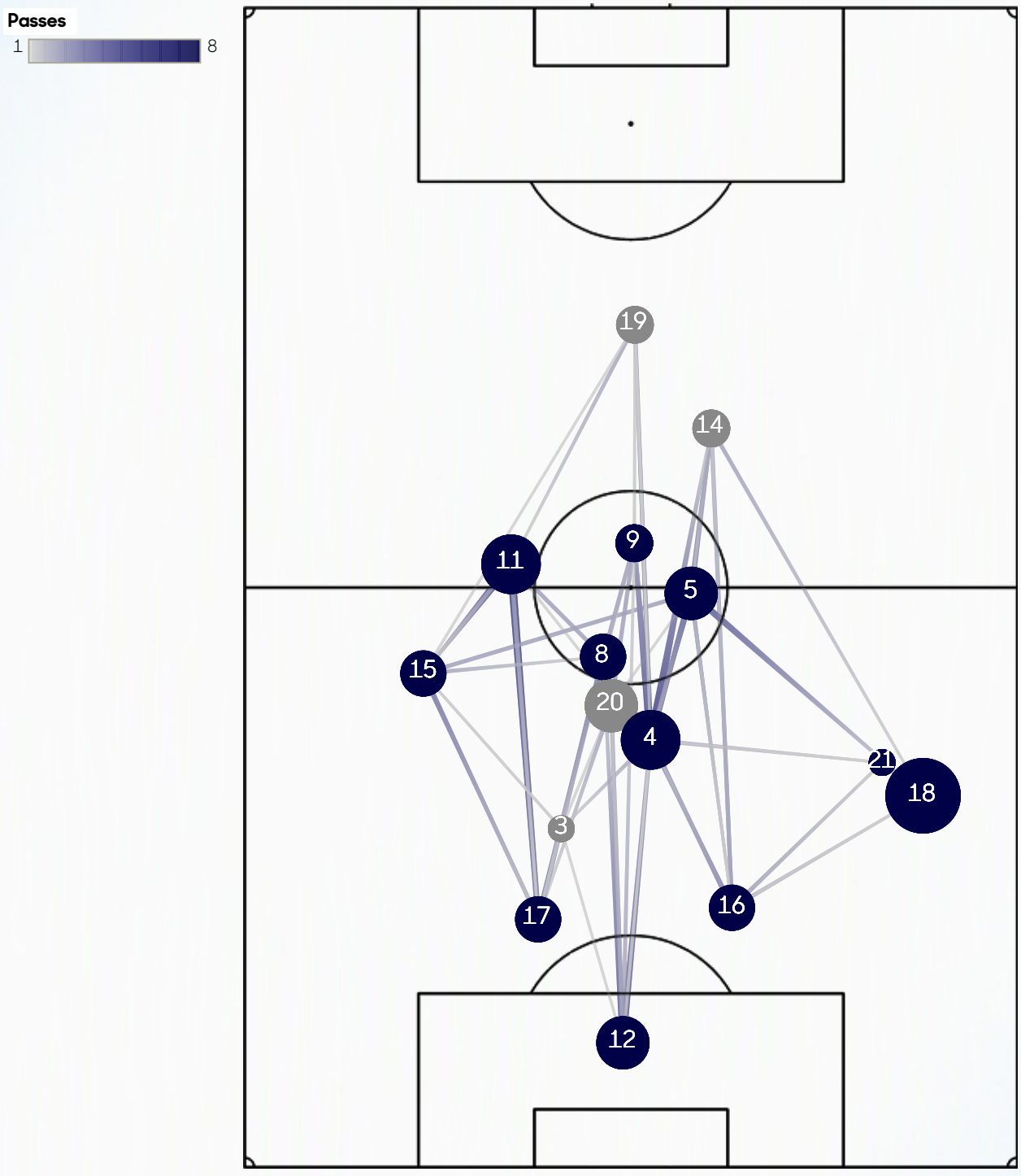

Concacaf Nations League

Average Positions with the ball

Bermuda vs. **Saint Lucia**
11/13/2026

Touches (minutes played)

1	Vino Barclett	**17** (90´)
3	Chris Forino	**55** (90´)
4	Terell Thomas	**69** (90´)
11	Arkell Jude-Boyd	**53** (77´)
18	Shaquan Nelson	**68** (90´)
2	Kurt Frederick	**85** (90´)
5	Janoi Donacien	**44** (90´)
7	Reeco Hackett	**49** (90´)
9	Donavan Phillip	**40** (90´)
19	Shevon Byron	**52** (90´)
10	Kegan Caull	**33** (89´)
6	Mervin St. Romain	**0** (1´)
22	Ajani Louis	**7** (13´)

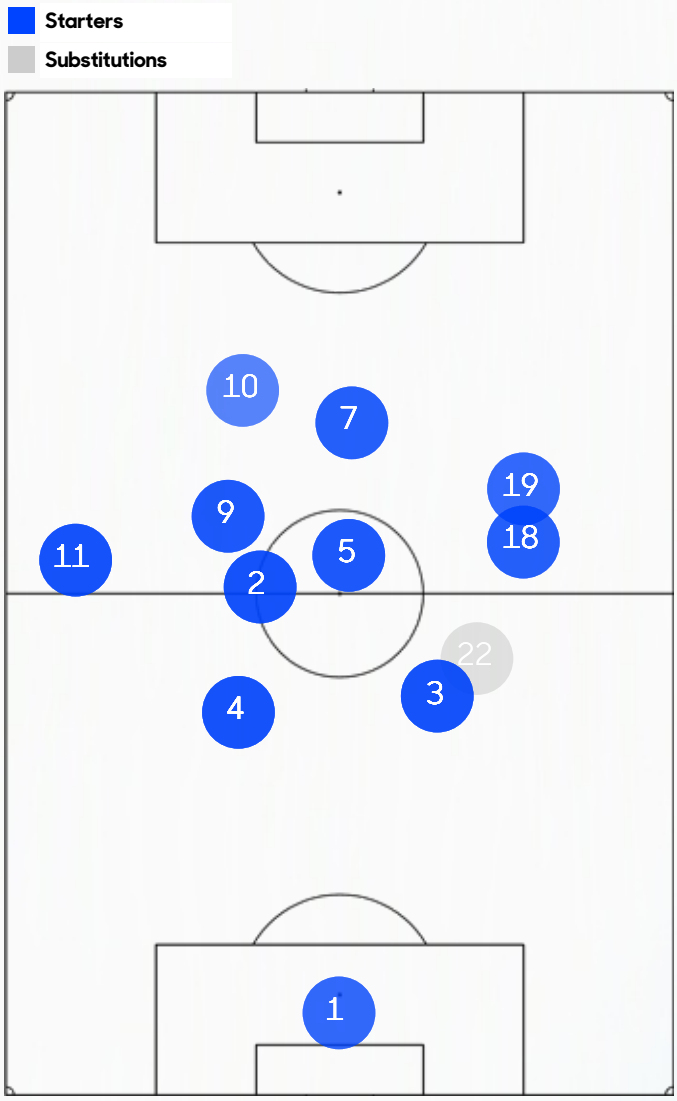

Top 5 - **Touches in the Opponent Box**

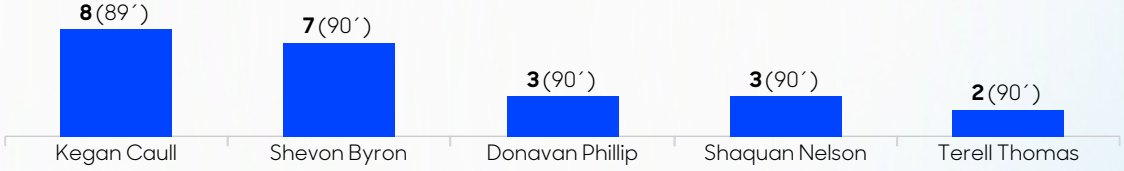

Concacaf Nations League

Pass Matrix

Bermuda vs. **Saint Lucia**
11/13/2026

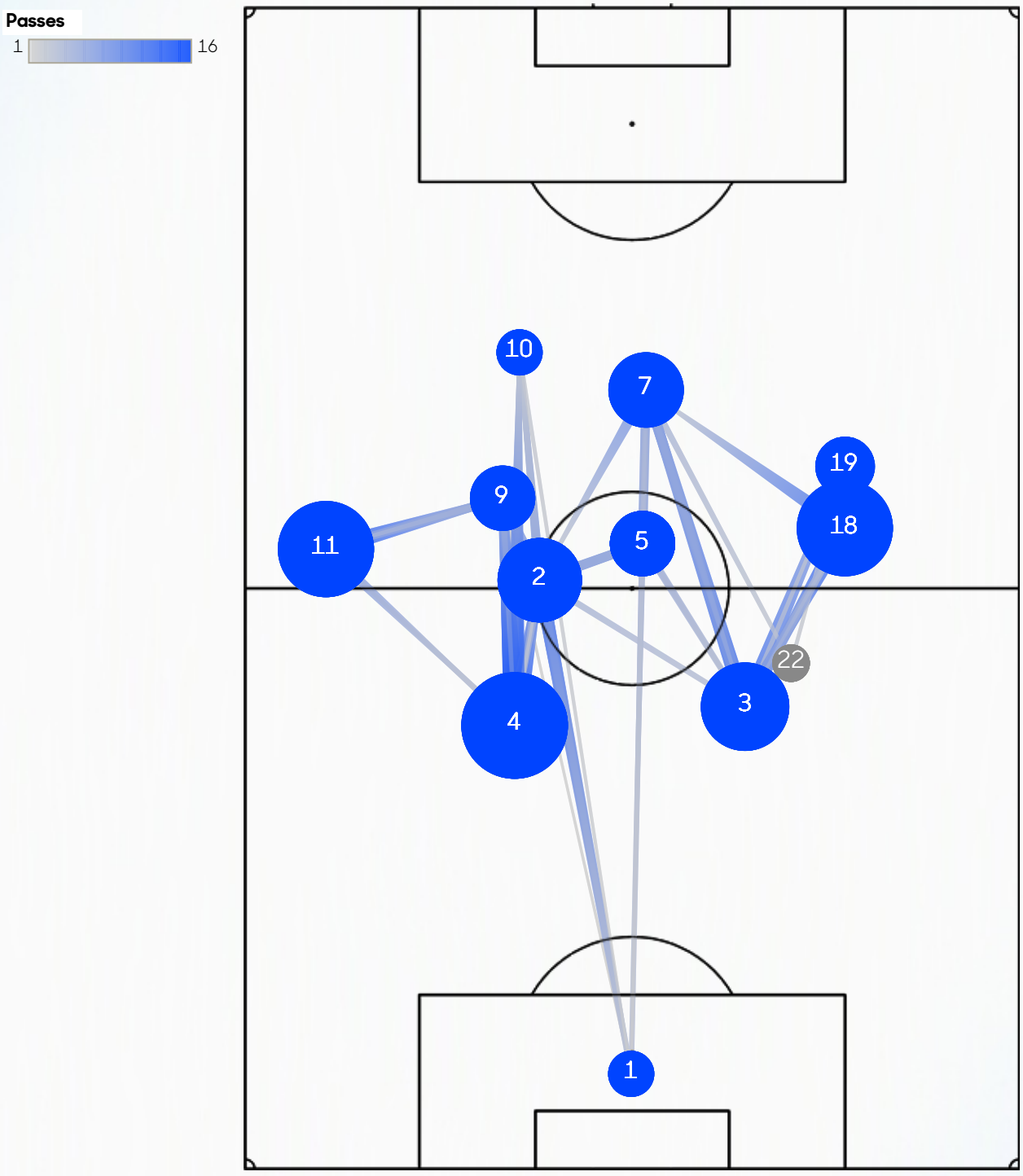

Concacaf Nations League

Build Up Play

	Bermuda	Saint Lucia
10 Plus Passes Sequences	1	7
Build Up (Shot-Ending Ten Plus Passes Sequences)	0	1
Direct Attacks*	0	0
High Turnovers	2	13
Shot-Ending High Turnovers	0	1
Start Distance from Own Goal	43.29	61.41

Direct Attacks The number of open play sequences that begin just inside the team's half and have at least 50% of their movement towards the opponent's goal, ending with a shot or a touch in the opponent's box.

Concacaf Nations League

Possession by Quarters

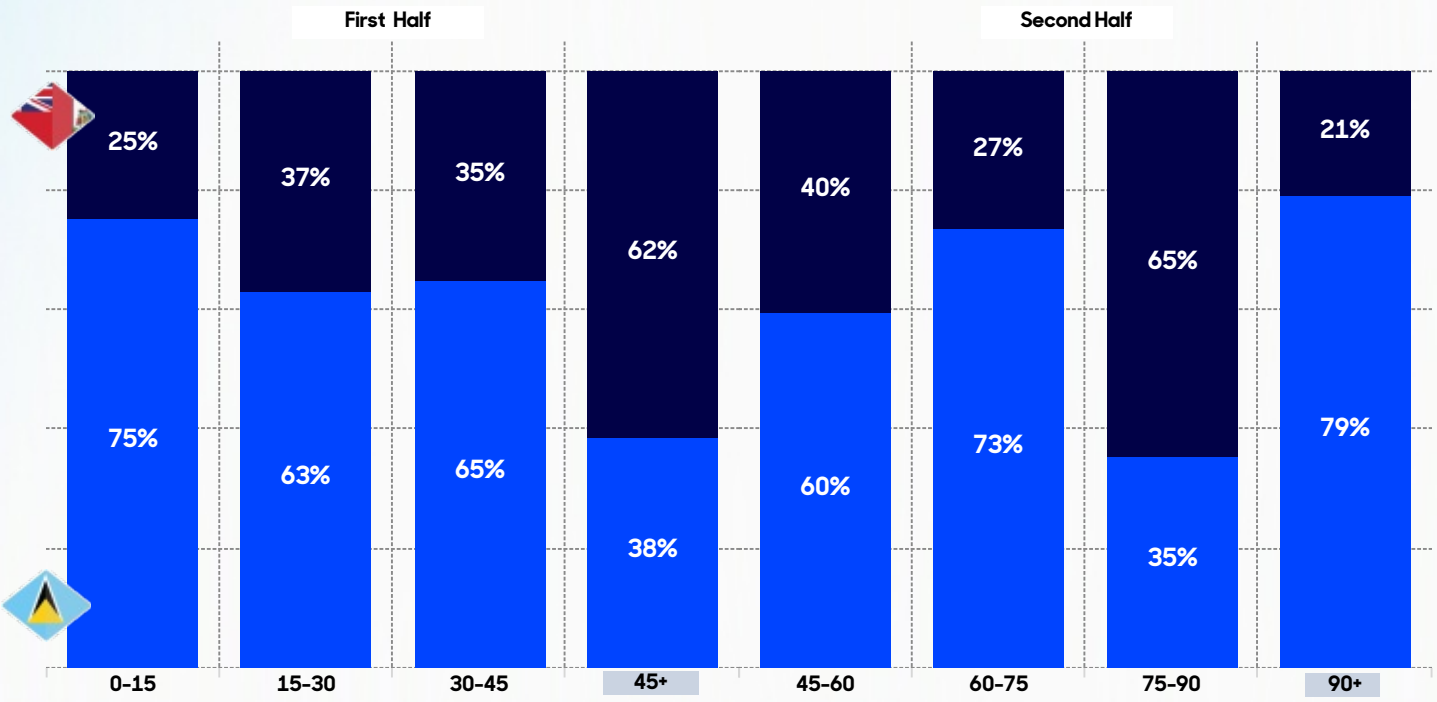

Passes by Area

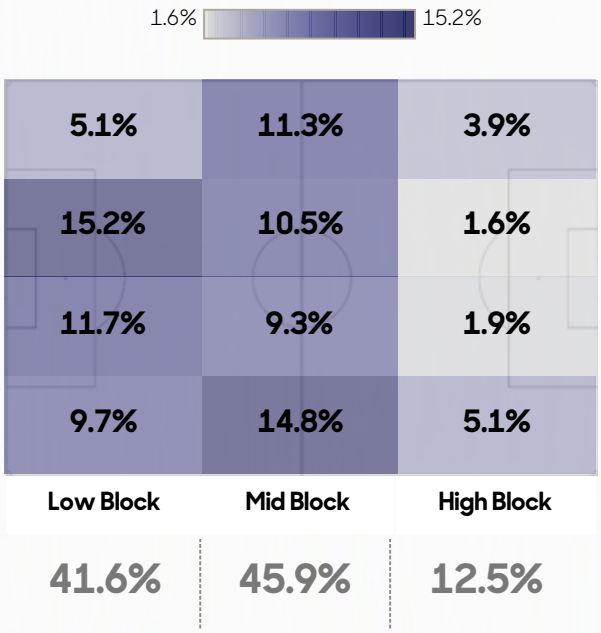

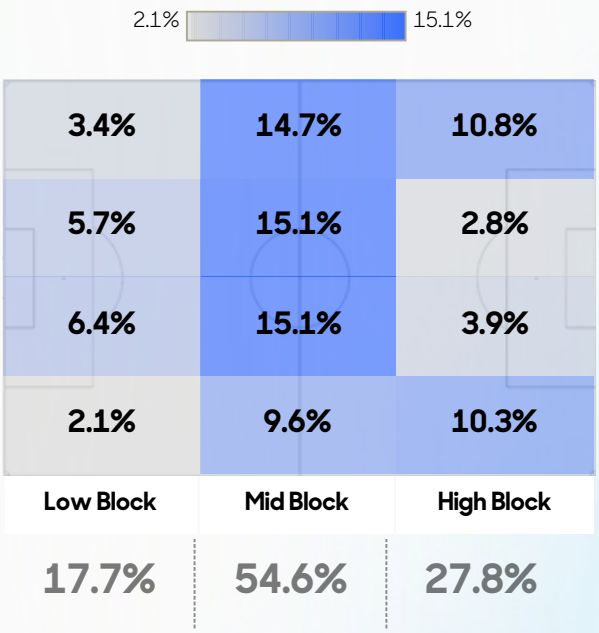

Concacaf Nations League

Field Tilt

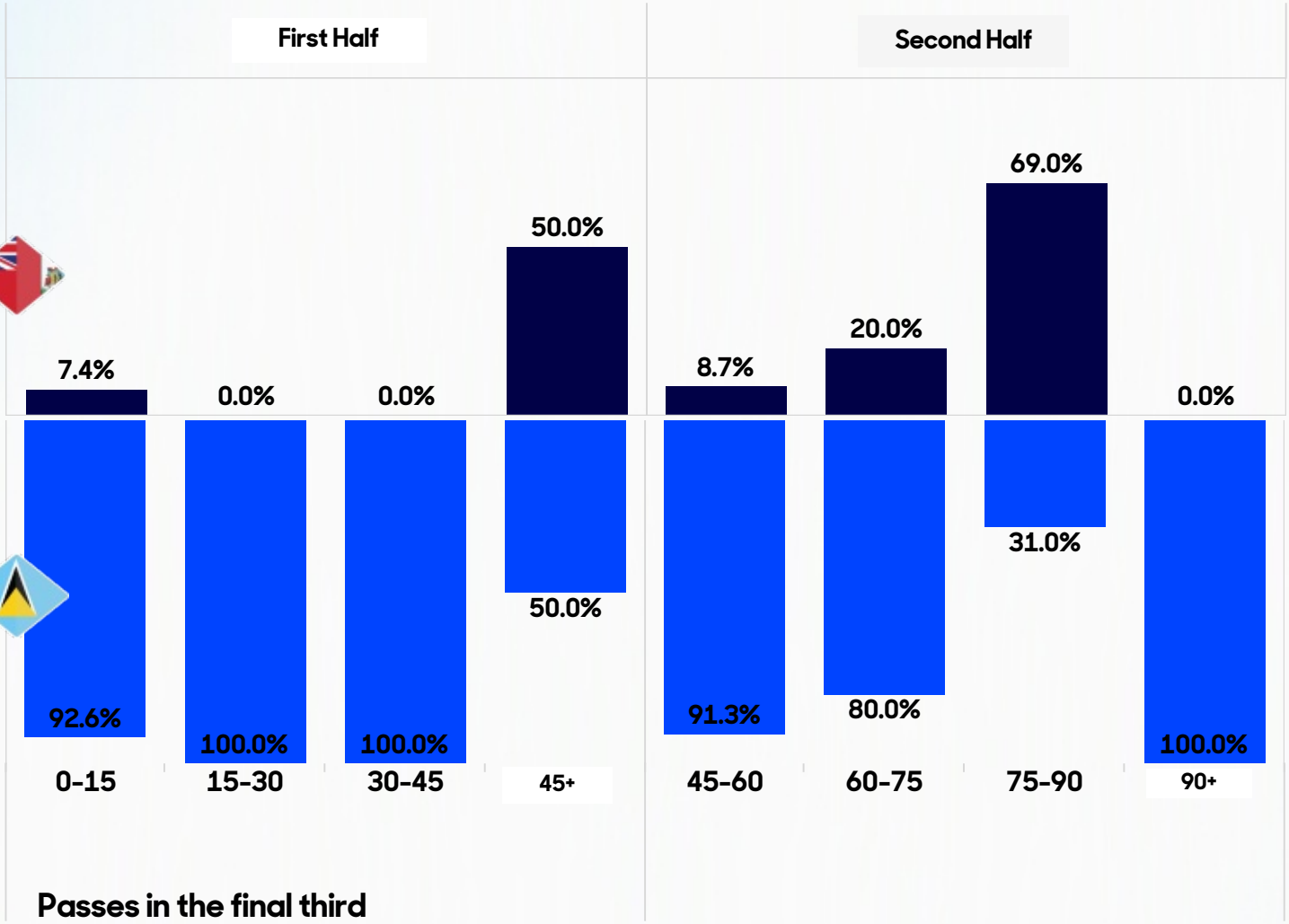

Passes in the final third

	First Half				Second Half			
	0-15	15-30	30-45	45+	45-60	60-75	75-90	90+
BER	2	0	0	3	2	4	20	0
LCA	25	12	27	3	21	16	9	6

Concacaf Nations League

Defensive Actions by Areas



1.4% 31.4%

Low Block	Mid Block	High Block
75.7%	22.9%	1.4%
8.6%	5.7%	1.4%
22.9%	10.0%	
31.4%	2.9%	
12.9%	4.3%	



1.8% 18.2%

Low Block	Mid Block	High Block
36.4%	54.5%	9.1%
7.3%	5.5%	3.6%
16.4%	18.2%	1.8%
7.3%	16.4%	
5.5%	14.5%	3.6%

Opta

Concacaf Nations League

Player Stats



	Starters											Substitutions				
	Jahquil Hill	Luke Robinson	Harry Twite	Logan Jiménez	Jorj Dublin	Willie Clemons	Ne-Jai Tucker	La Zai Outerbridge	Djair Parfitt-Williams	Enrique Russell	Blayz Borgesson	Malachai Belboda	Hayden Dill	Riley Robinson	Julian Carpenter	Ben Osset
Minutes Played	90'	90'	67'	90'	90'	45'	84'	90'	90'	58'	58'	6'	32'	45'	23'	32'
Touches	44	31	19	46	34	23	37	42	32	12	21	6	20	18	8	12
Goals	0	0	0	0	0	0	1	0	0	0	0	0	0	0	0	0
Shots	0	0	0	0	0	1	1	0	1	0	0	0	0	0	0	2
On Target	0	0	0	0	0	0	1	0	0	0	0	0	0	0	0	1
Assists	0	0	0	0	0	0	0	0	0	0	0	0	0	0	0	0
Chances Created	0	0	0	1	0	0	0	0	0	0	0	0	0	1	0	0
Passes	31	14	12	14	17	15	26	33	21	6	5	0	7	14	7	7
Successful Passes	10	11	9	9	14	12	14	28	14	6	5	0	5	11	5	4
Open Play Crosses	0	0	0	1	0	0	0	0	0	0	0	0	0	0	0	0
Successfull Open Play Crosses	0	0	0	1	0	0	0	0	0	0	0	0	0	0	0	0
Ball recoveries	4	3	1	2	3	2	5	6	2	0	2	0	1	3	1	0
Offside	0	0	0	0	0	0	0	0	0	1	0	0	0	0	0	0
Fouls Committed	0	0	0	6	1	0	0	3	1	2	0	1	2	1	0	0
Fouls Won	0	0	0	3	2	3	1	0	0	2	1	0	2	1	0	1
Yellow Cards	0	0	0	1	1	0	1	0	0	1	0	0	0	0	0	0
Red Cards	0	0	0	0	0	0	0	0	0	0	0	0	0	0	0	0

Concacaf Nations League

Player Stats

	Starters											Substitutions	
	Vino Barclett	Terell Thomas	Arkell Jude-Boyd	Chris Forino	Shaquan Nelson	Kurt Frederick	Janoi Donacien	Reeco Hackett	Donavan Phillip	Shevon Byron	Kegan Caull	Mervin St. Romain	Ajani Louis
Minutes Played	90'	90'	77'	90'	90'	90'	90'	90'	90'	90'	89'	1'	13'
Touches	17	69	53	55	68	85	44	49	40	52	33	0	7
Goals	0	0	0	0	0	0	0	0	0	2	0	0	0
Shots	0	0	0	1	2	1	1	1	1	4	5	0	0
On Target	0	0	0	1	2	0	0	0	0	4	0	0	0
Assists	0	0	0	0	0	0	0	0	0	0	0	0	0
Chances Created	0	1	0	0	2	2	0	2	0	0	2	0	0
Passes	8	59	28	48	38	68	33	30	28	23	12	0	3
Successful Passes	3	54	24	41	36	53	29	26	23	14	8	0	2
Open Play Crosses	0	1	3	0	5	2	1	1	0	0	3	0	0
Successfull Open Play Crosses	0	0	0	0	2	1	0	0	0	0	1	0	0
Ball recoveries	6	6	1	2	4	4	8	5	1	1	2	0	1
Offside	0	0	0	0	0	0	0	0	0	0	0	0	0
Fouls Committed	0	1	2	1	1	2	1	3	3	2	0	0	0
Fouls Won	2	0	1	1	2	0	2	1	0	7	0	0	0
Yellow Cards	1	0	0	0	0	0	0	0	1	0	0	0	0
Red Cards	0	0	0	0	0	0	0	0	0	0	0	0	0


Concacaf
NATIONS
LEAGUE


Opta
BY STATS PERFORM